



ifpti

INTERNATIONAL
FOOD PROTECTION
TRAINING INSTITUTE



IFPTI Fellowship Cohort V: Research Presentation

Nikeya Thomas

2015-2016



Retail Food Establishment Risk Factors: Virginia vs. U.S. 2012-2013

Nikeya Thomas

IFPTI 2015-2016 Fellow

Virginia Department of Agriculture and
Consumer Services (VDACS)

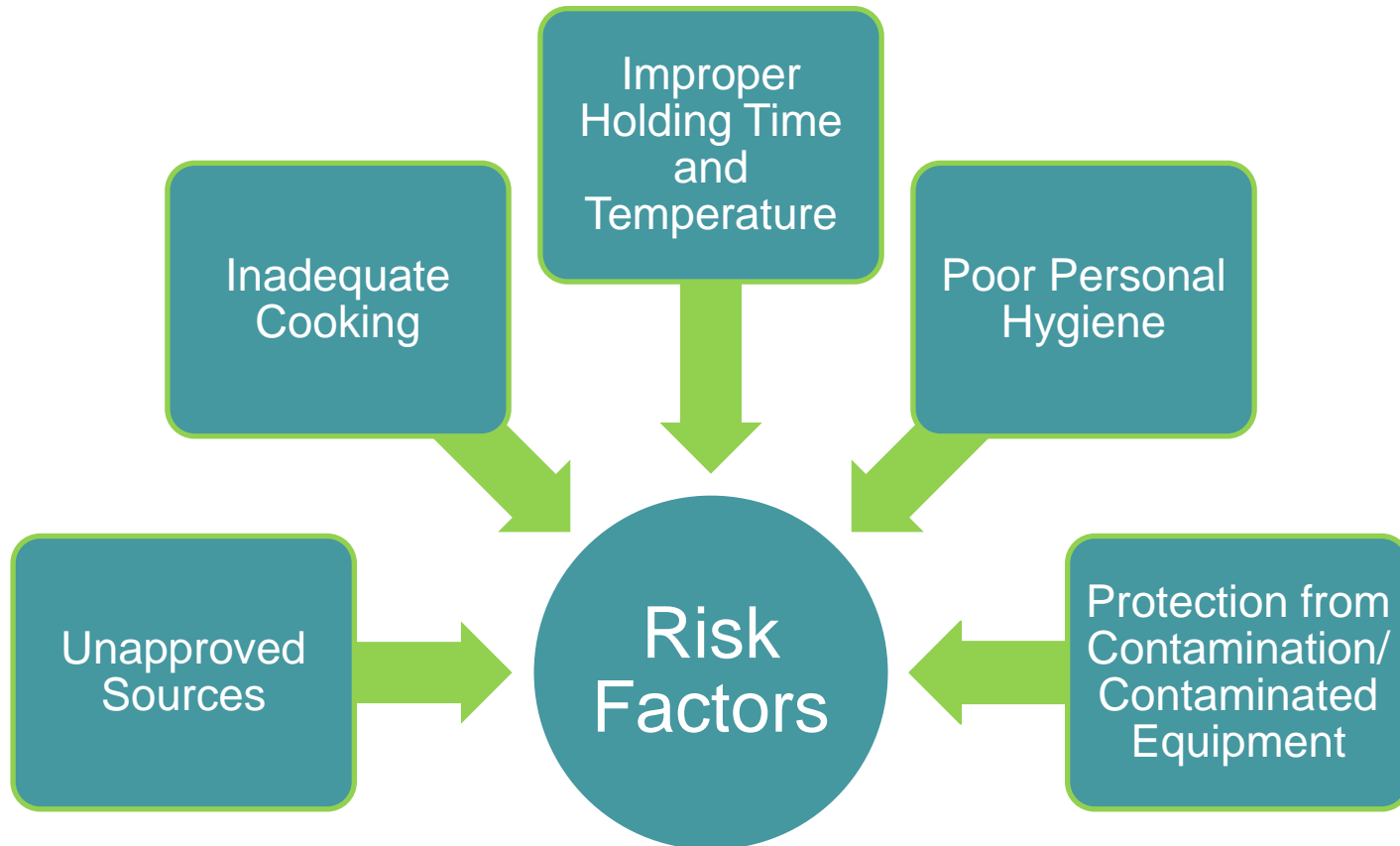
Funding for this program was made possible, in part, by the Food and Drug Administration through grant 5U54FD004324-05; views expressed in written materials or publications and by speakers and moderators do not necessarily reflect the official policies of the Department of Health and Human Services; nor does any mention of trade names, commercial practices, or organization imply endorsement by the United States Government.

National Performance Review Report (1996): Identified foodborne illness as a significant health problem.



Image source: <http://www.seattleorganicrestaurants.com/vegan-whole-food/images/foodborne-illnesses.jpg>

Centers for Disease Control and Prevention (CDC) Risk Factors



U. S. Food and Drug Administration (FDA): Risk Factor Study

- Objective:
 - Improve food preparation practices.
 - Improve food employee behaviors in retail food establishments.

- Virginia
 - Standardized inspection reports.
 - Updated reporting system to capture risk factor data.



Image source: <http://productivedentist.com/wp-content/uploads/2015/03/Kari-Miller-3-Reports.jpg>

The differences between national and Virginia rates of the five risk factors found in high risk retail food establishments is unknown.

1. What are the differences between the rates of occurrence of CDC risk factors in Virginia and those documented in the 2009 national survey by the FDA?
2. What are the differences among the CDC risk factors in the three VDACS regions (Northern Virginia, Southwest, and Tidewater) as compared with the Virginia average?

- Criteria
 - Inspection reports from VDACS database
 - High risk retail establishments
 - Full inspections completed in 2012 – 2013

- 774 inspections reports met the criteria
- Reviewed 50% (387) of the reports



Source: <https://www.adelantelive.com/wp-content/uploads/Recap-Reporting-Adelante-Live-Blog.jpg>

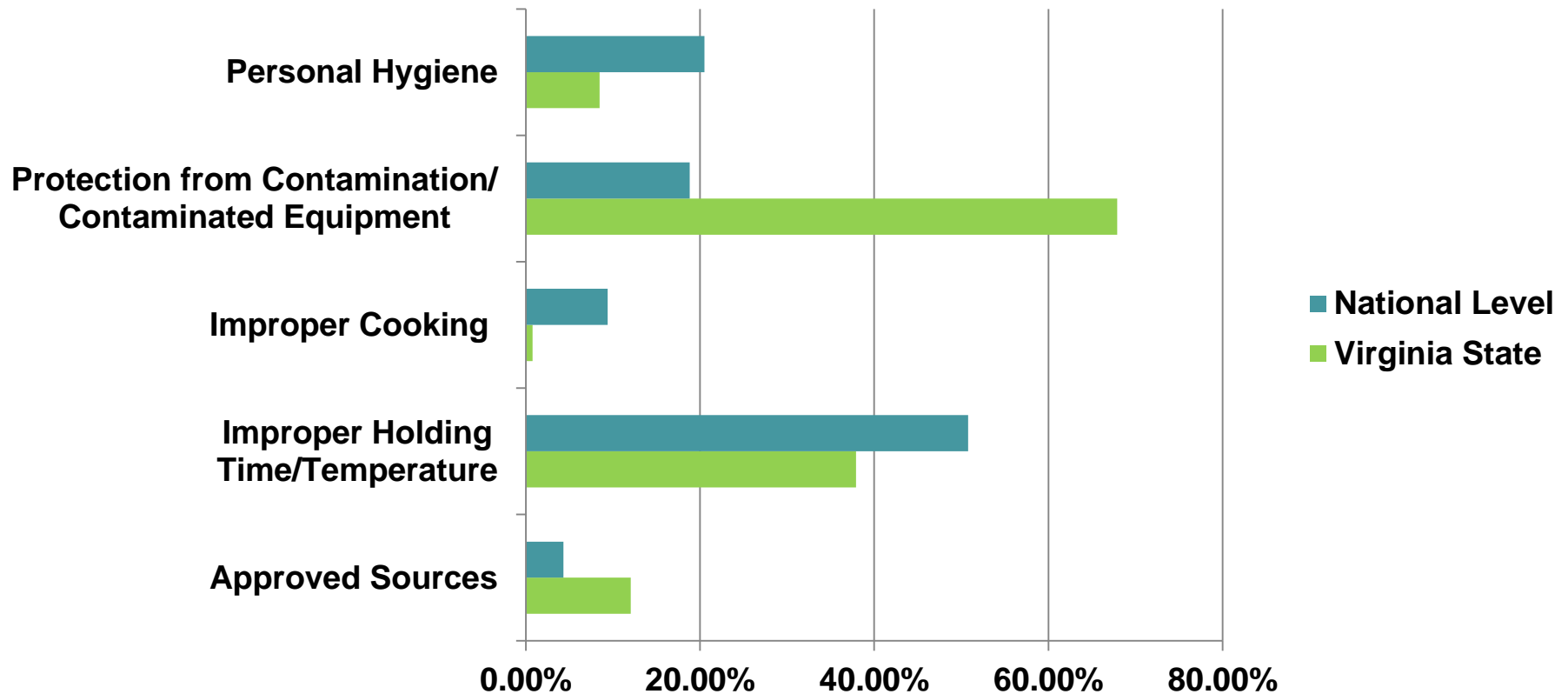
Comparison Study

- The national level completed by FDA vs. Virginia
- Three VDACS regions (Tidewater, Southwest, Northern Virginia) vs. Virginia's state wide average



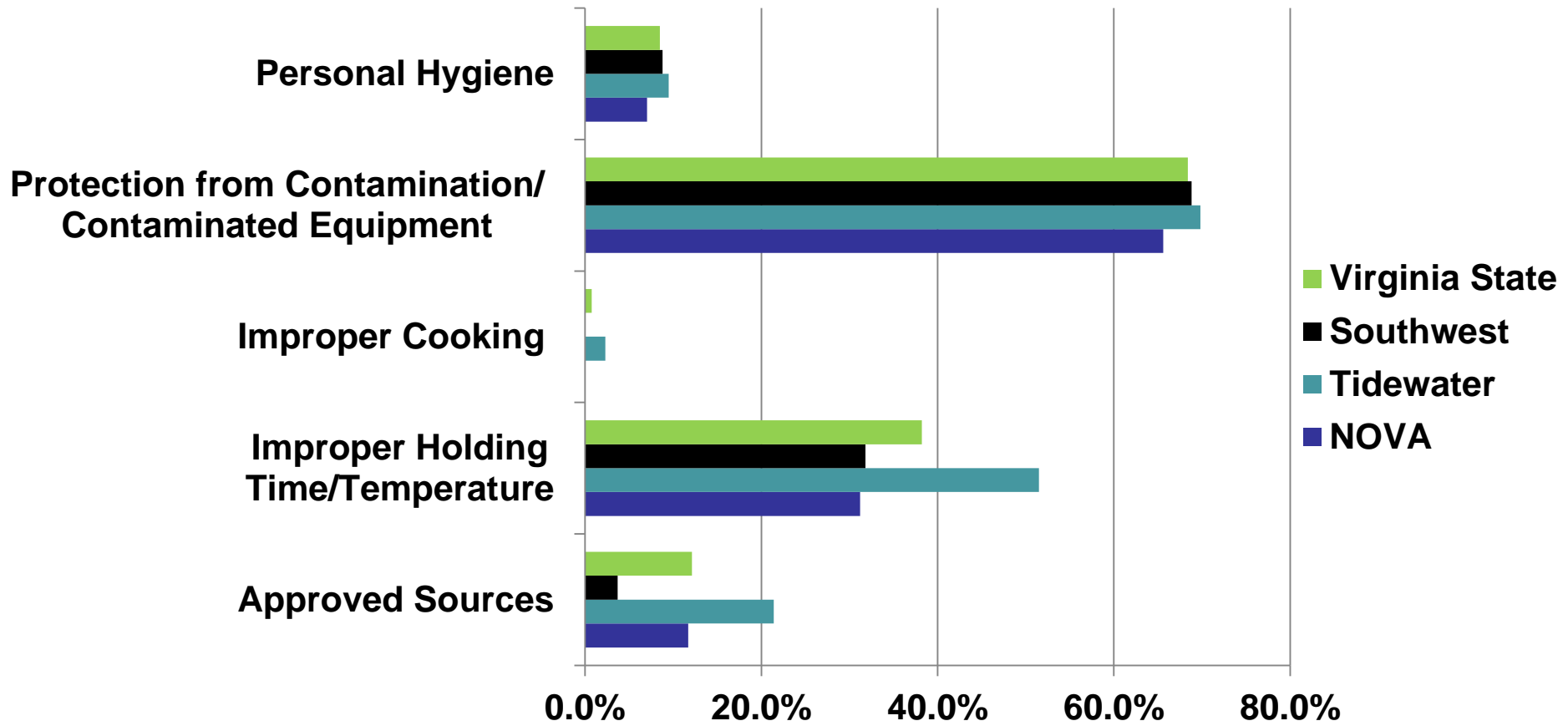
Image source: www.vdacs.virginia.gov/

Percentage of Risk Factors VA vs. National



Risk Factors	Virginia	National
Approved Sources	12.05%	4.30%
Improper Holding Time/Temperature	37.09%	50.80%
Improper Cooking	.80%	9.00%
Protection from Contamination/ Contaminated Equipment	67.90%	18.80%
Personal Hygiene	8.46%	20.50%

Percentage of Risk Factor Occurrences



National (FDA) vs. Virginia

- Differences:
 - Improper holding time and temperature
 - Virginia 20% higher than national
 - Protection from contamination
 - Virginia is 50% higher than national

Virginia Regions vs. Virginia State

- Differences:
 - Improper holding time and temperature
 - Tidewater region at a rate nearly 15% greater than the Virginia average
 - Approved sources
 - Tidewater region at a rate of 9.35% greater than Virginia average

1. Further research needs to be completed to find the cause of the differences among risk factors improper holding time and temperature and protection from contamination in Virginia and the national level.
2. Further research needs to be completed to ensure VDACS and FDA categorize and identify violations related to foodborne illness risk factors in the same way.

- The Virginia Department of Agriculture and Consumer Services (VDACS)
 - Ryan Davis, Food Safety and Security Program Manager
 - Pamela Miles, Food Safety and Security Program Supervisor
 - Courtney Mickiewicz, Tidewater Regional Manager
- The International Food Protection Training Institute (IFPTI)
 - Steve Steinhoff, Mentor
 - Paul Dezendorf, Research Project Subject Matter Expert
 - Cohort V Fellows

Questions?

Nikeya Thomas

Nikeya.Thomas@vdacs.virginia.gov

1. [Example: Contaminated Equipment](#)
2. [Example: Improper Holding Time/Temperature](#)
3. [Example: Protection from Contamination](#)



[Return to Table of Contents](#)



[Return to Table of Contents](#)



[Return to Table of Contents](#)